

CNC milling solutions

PRISM TECH



MODERNŪS FREZAVIMO TIPAI 2-39

KLASIKINIAI FREZAVIMO TIPAI 40-47

TRIMATĖS FREZAVIMO GALIMYBĖS 48-49

LENKTO DIZAINO SPRENDIMAI 50-51

FREZUOTŲ RANKENĖLIŲ STILIAI 52

BRIAUNŲ IR LANGŲ TIPAI 53

KONTAKTAI 54





SKENUOTI
Daugiau informacijos



M1

M2

M3

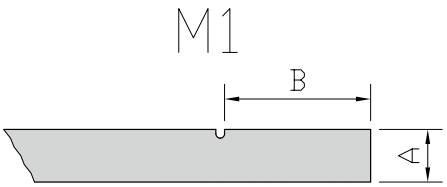

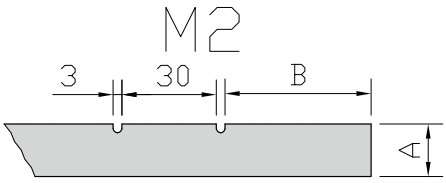

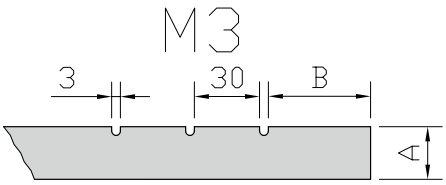

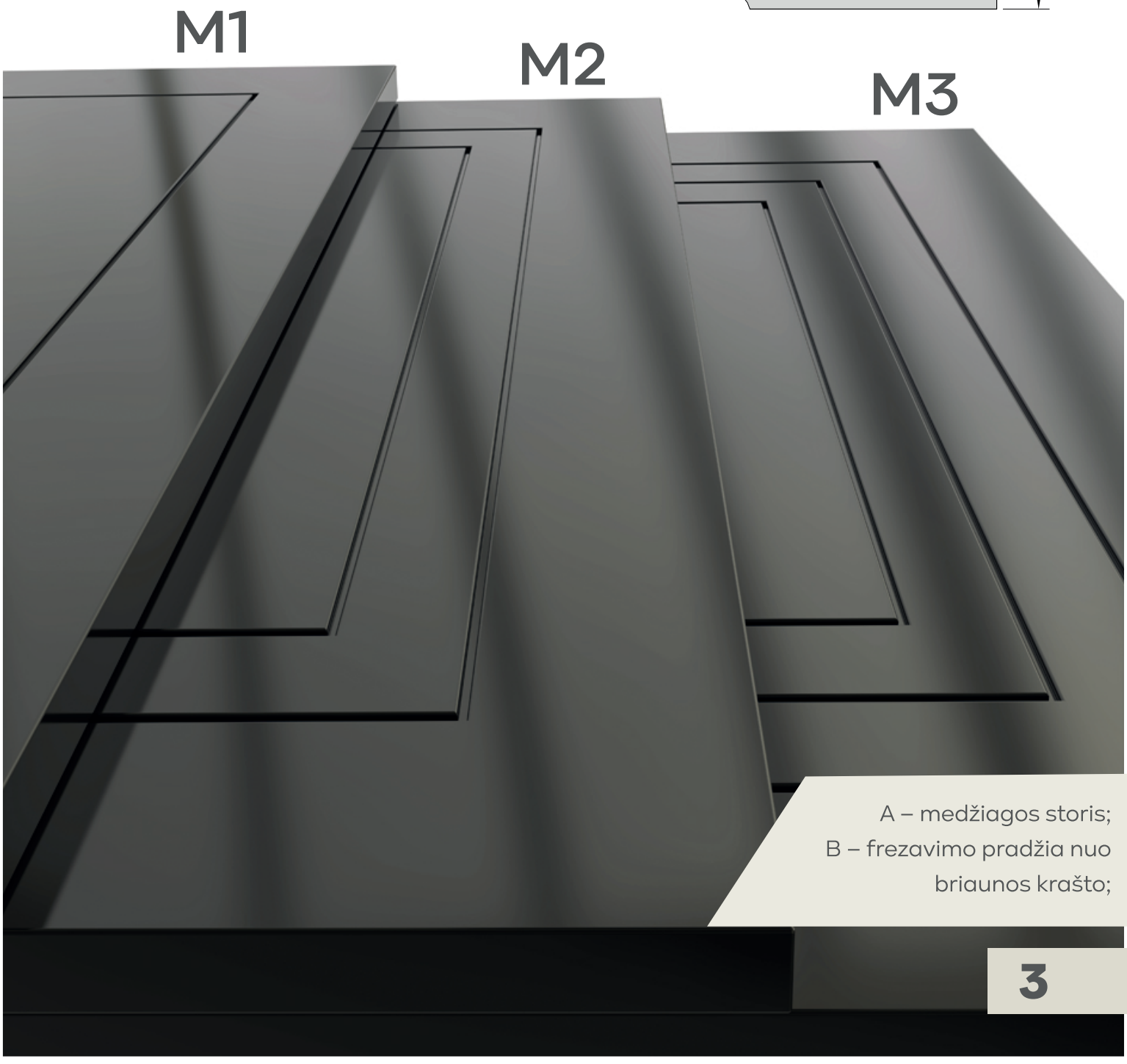

A – medžiagos storis;
B – frezavimo pradžia nuo briaunos krašto;

SKENUOTI
Daugiau informacijos



M4



M4

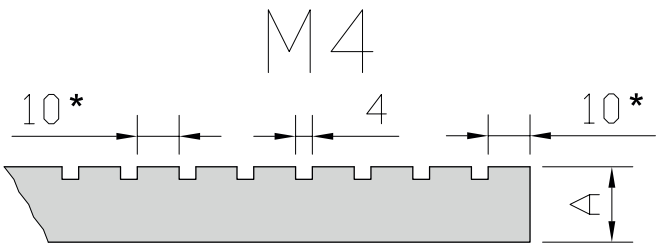

A – medžiagos storis;
*– galimos matmens korekcijos.

SKENUOTI
Daugiau informacijos



M5



M5

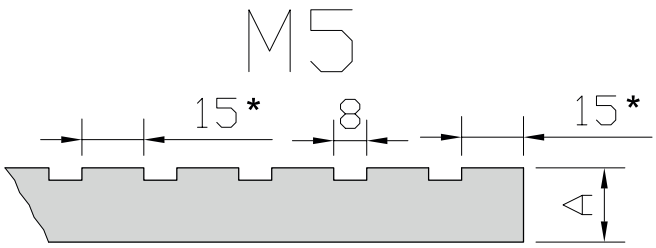

A – medžiagos storis;
*– galimos matmens korekcijos.

SKENUOTI
Daugiau informacijos



M6



M6

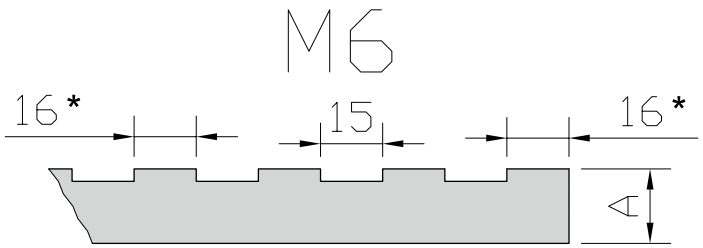

A – medžiagos storis;
*– galimos matmens korekcijos.

SKENUOTI
Daugiau informacijos



M7



M7

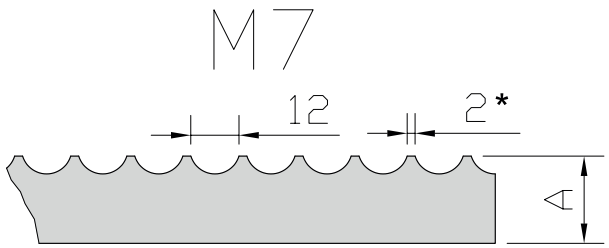



A – medžiagos storis;
*– galimos matmens korekcijos.

SKENUOTI
Daugiau informacijos



M8



M8

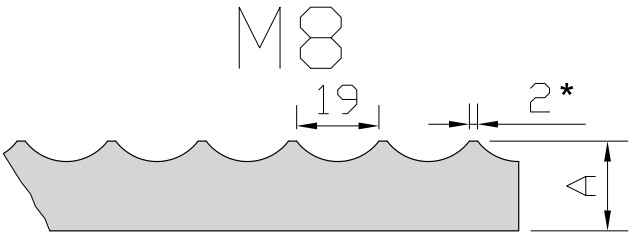



A – medžiagos storis;
*– galimos matmens korekcijos.

SKENUOTI
Daugiau informacijos



M9



M9

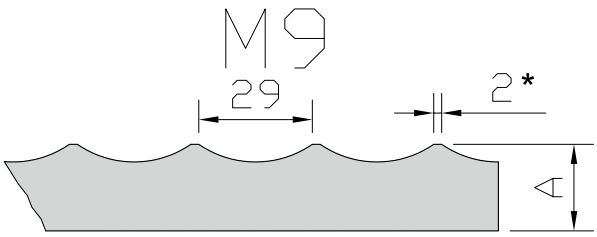

A – medžiagos storis;
*– galimos matmens korekcijos.

SKENUOTI
Daugiau informacijos



M10



M10

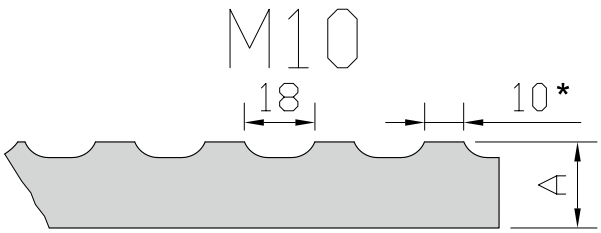

A – medžiagos storis;
*– galimos matmens korekcijos.

SKENUOTI
Daugiau informacijos



M11



M11

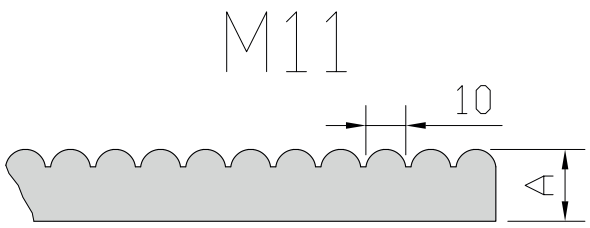

A – medžiagos storis

SKENUOTI
Daugiau informacijos



M12



M12

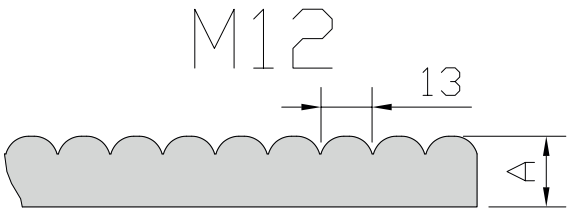

A – medžiagos storis

SKENUOTI
Daugiau informacijos



M13



M13

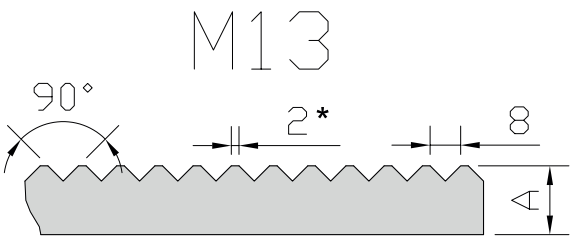

A – medžiagos storis;
*– galimos matmens korekcijos.

SKENUOTI
Daugiau informacijos



M14X

M14H

M14

M14

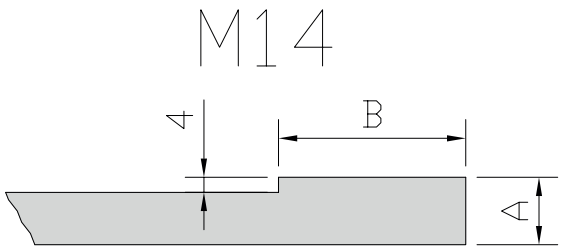



A – medžiagos storis;
B – frezavimo pradžia nuo briaunos krašto;

SKENUOTI
Daugiau informacijos



M15X

M15H

M15

M15

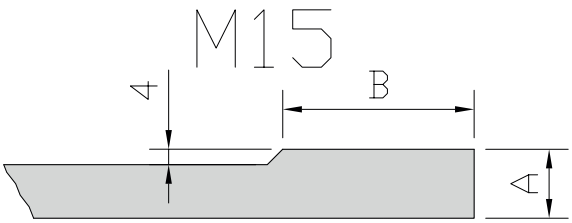



A – medžiagos storis;
B – frezavimo pradžia nuo briaunos krašto;

SKENUOTI
Daugiau informacijos



M16X

M16H

M16

M16

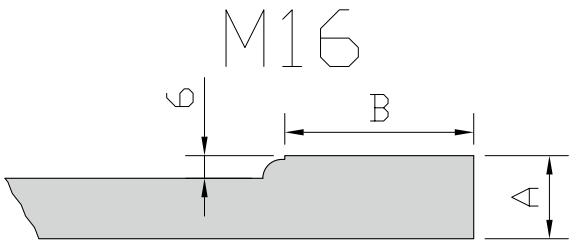

M16

M16H

M16X

A – medžiagos storis;
B – frezavimo pradžia nuo briaunos krašto;

SKENUOTI
Daugiau informacijos



M17



M17

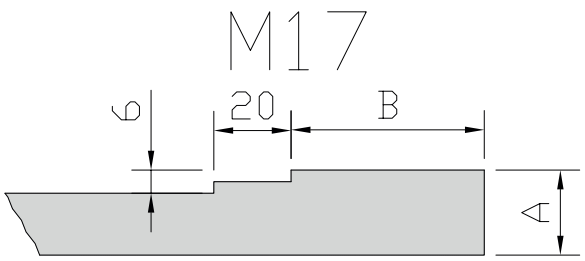

A – medžiagos storis;
B – frezavimo pradžia nuo briaunos krašto;

SKENUOTI
Daugiau informacijos



M18

M18

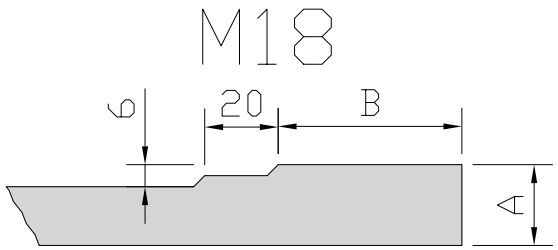

A – medžiagos storis;
B – frezavimo pradžia nuo briaunos krašto;

SKENUOTI
Daugiau informacijos



M19

M19

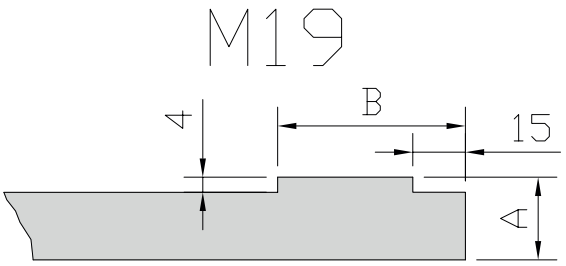



A – medžiagos storis;
B – frezavimo pradžia nuo briaunos krašto;

SKENUOTI
Daugiau informacijos



M20

M20

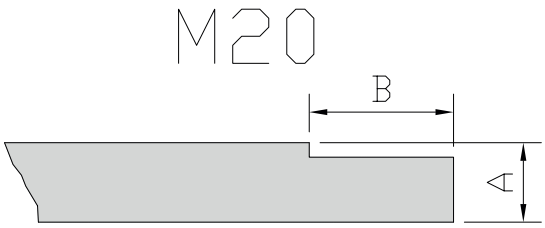

A – medžiagos storis;
B – frezavimo pradžia nuo briaunos krašto;

SKENUOTI
Daugiau informacijos



M21

M21

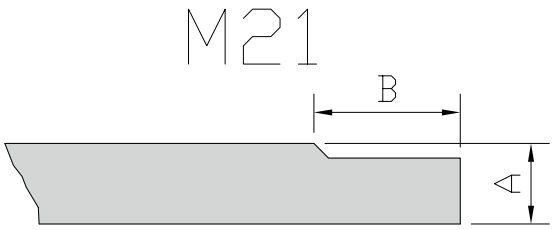

A – medžiagos storis;
B – frezavimo pradžia nuo briaunos krašto;

SKENUOTI
Daugiau informacijos



K1X

K1H

K1

K1

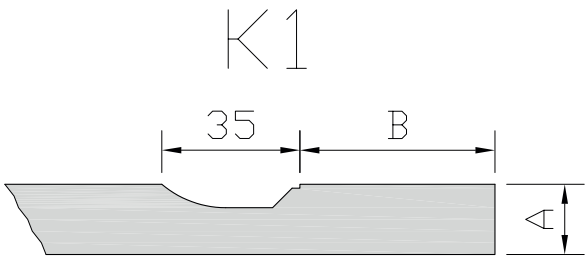



A – medžiagos storis;
B – frezavimo pradžia nuo briaunos krašto;

SKENUOTI
Daugiau informacijos



K2X

K2H

K2

K2

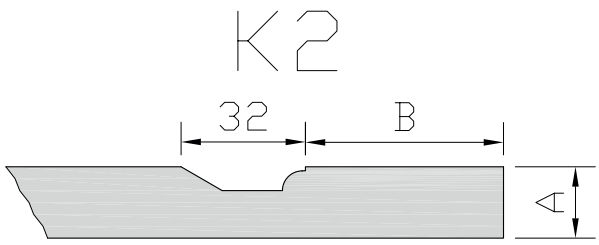



A – medžiagos storis;
B – frezavimo pradžia nuo briaunos krašto;

SKENUOTI
Daugiau informacijos



K3X

K3H

K3

K3

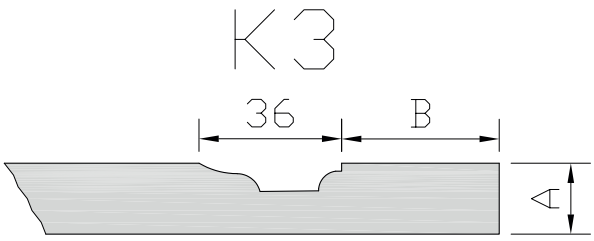



A – medžiagos storis;
B – frezavimo pradžia nuo briaunos krašto;

SKENUOTI
Daugiau informacijos



K4X

K4H

K4

K4

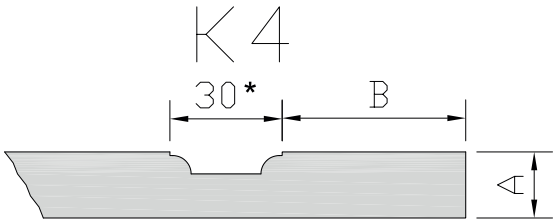

K4

K4H

K4X

A – medžiagos storis;
B – frezavimo pradžia nuo briaunos krašto;
*– galimos matmens korekcijos.

SKENUOTI
Daugiau informacijos



3D

3D



SKENUOTI
Daugiau informacijos

L1

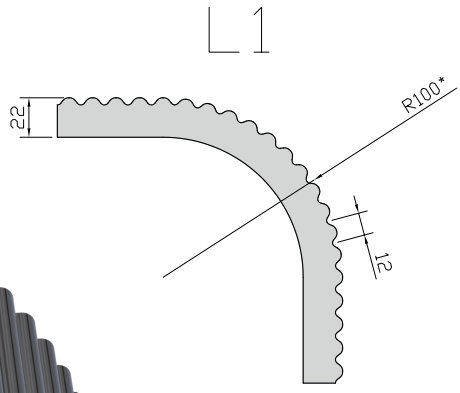



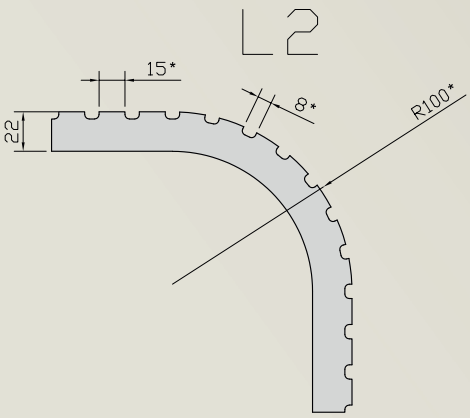



L2

*– galimos matmens korekcijos.

L3

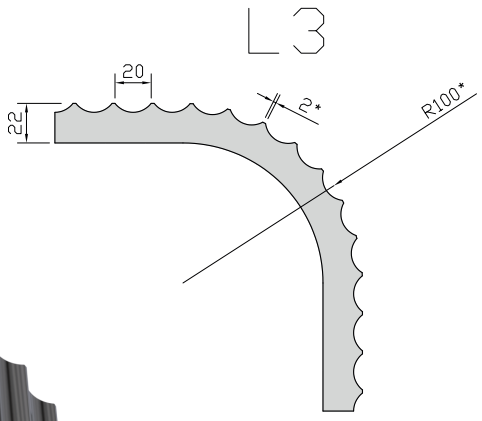



L4



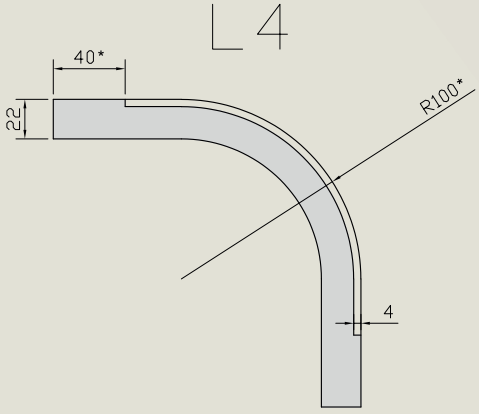

*– galimos matmens korekcijos.

SKENUOTI
Daugiau informacijos

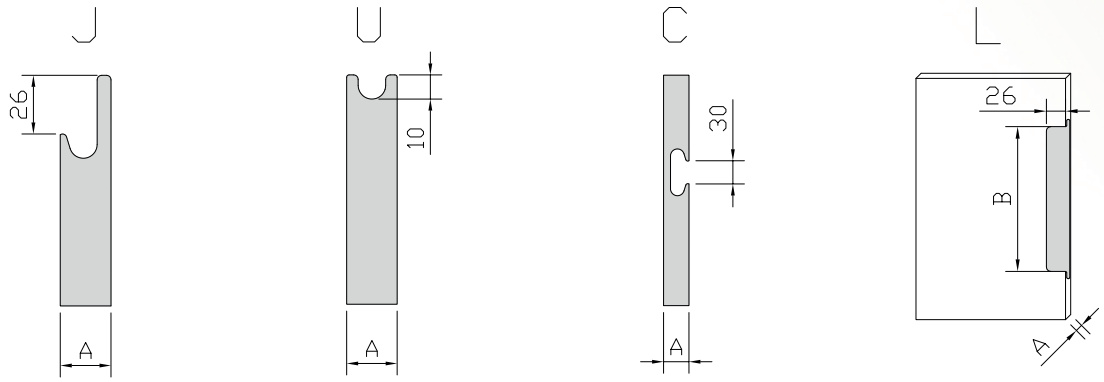









A – medžiagos storis;
B – frezuojamos rankenėlės ilgis

SKENUOTI
Daugiau informacijos

LANGŲ PROFILIAI

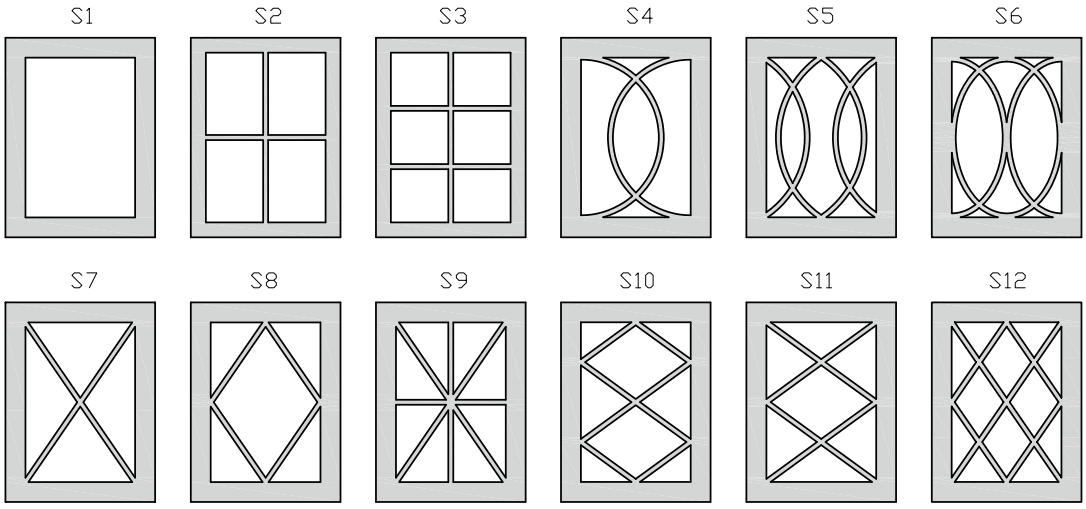

BORTAI / BRIAUNOS





www.prismatech.lt

info@prismatech.lt

UŽSAKYMAI:

Eimantas +370 674 45 507

DAŽYMO PROCESAI:

Tadas +370 621 03 472

https:/www.instagram.com/prismatech.lt

https:/www.facebook.com/Prismatech.lt

VERSLO G. 11, KRETINGALĖ, KLAIPĖDOS RAJ. LT96332

AČIŪ, KAD MUMIS PASITIKITE!

PRISM TECH

DAUGIAU INFORMACIJOS, KATALOGĄ IR KAINYNĄ RASITE ČIA:

SKENUOTI